



# **LANDSCAPE BLOCKS**



**STYLE**

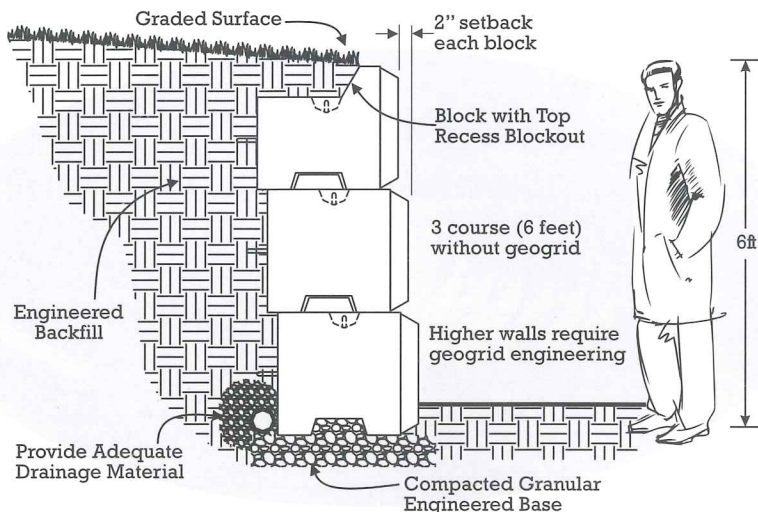
**STRENGTH**

**FLEXIBILITY**



# Landscape Blocks

- Easy to install interlocking blocks
  - Rock face textured for added appeal
  - Easy to stain
  - Tapered blocks for building curved wall
  - Build terraced retaining walls
  - Blocks available for all applications
- Top blocks, full, half, corner & step blocks

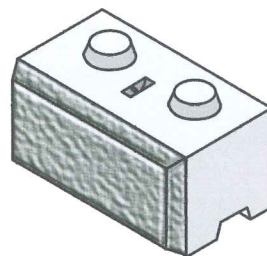


## TYPICAL WALL ELEVATION DETAIL

Warning: no construction should be undertaken without professionally engineered specifications for the site and issuance of proper permits.



## LANDSCAPE BLOCK



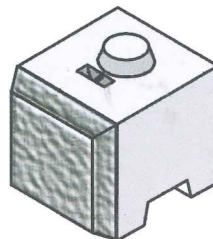
Height: 24"

Width: 48"

Depth: 24"

Wt: 2,400 lbs

## HALF BLOCK



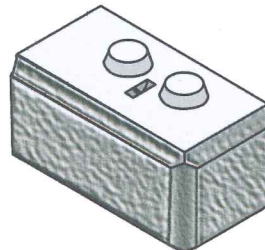
Height: 24"

Width: 24"

Depth: 24"

Wt: 1,200 lbs

## CORNER BLOCK



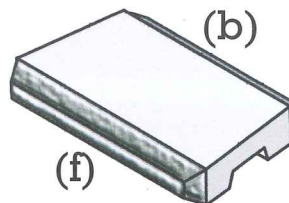
Height: 24"

Width: 52"

Depth: 24"

Wt: 2,850 lbs

## TOP CAP



Height: 8"

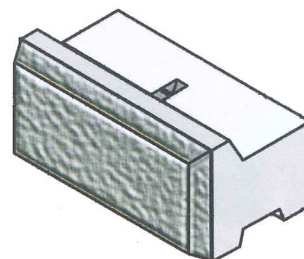
Width: 42" (b)

Width: 48" (f)

Wt: 1,125 lbs

Depth: 32"

## FULL RECESS BLOCK-OUT




Height: 24"

Width: 48"

Depth: 24"

Wt: 2,100 lbs

## LANDSCAPE STEP



Height: 7"

Width: 48"

Depth: 30"

Wt: 875 lbs

**Fairbanks  
Precast & Rebar**  
1122 Bradway Road, North Pole, AK 99705

**Ryan Johnson, Manager**

Custom Concrete & Rebar Products Built to Your Specifications



ryan.johnson@kniferiver.com  
www.FairbanksMaterials.com

Cell: 907-322-3550  
Phone: 907-488-9763  
Fax: 907-488-8300

